



Εθνικό Μετσόβιο Πολυτεχνείο
Σχολή Ηλεκτρολόγων Μηχανικών
και Μηχανικών Υπολογιστών
Τομέας Τεχνολογίας Πληροφορικής και
Υπολογιστών

**Σχεδιασμός και Υλοποίηση ενός Φορητού Μηχανισμού
Συγχρονισμού Αρχείων σε Περιβάλλον Αποθηκευτικού
Νέφους**

ΔΙΠΛΩΜΑΤΙΚΗ ΕΡΓΑΣΙΑ

ΒΑΣΙΛΕΙΟΣ ΓΕΡΑΚΑΡΗΣ

Επιβλέπων : Νεκτάριος Κοζύρης
Καθηγητής Ε.Μ.Π.

Αθήνα, Σεπτέμβριος 2015



Εθνικό Μετσόβιο Πολυτεχνείο
Σχολή Ηλεκτρολόγων Μηχανικών
και Μηχανικών Υπολογιστών
Τομέας Τεχνολογίας Πληροφορικής και
Υπολογιστών

Σχεδιασμός και Υλοποίηση ενός Φορητού Μηχανισμού Συγχρονισμού Αρχείων σε Περιβάλλον Αποθηκευτικού Νέφους

ΔΙΠΛΩΜΑΤΙΚΗ ΕΡΓΑΣΙΑ

ΒΑΣΙΛΕΙΟΣ ΓΕΡΑΚΑΡΗΣ

Επιβλέπων : Νεκτάριος Κοζύρης
Καθηγητής Ε.Μ.Π.

Εγκρίθηκε από την τριμελή εξεταστική επιτροπή την 2η Σεπτεμβρίου 2015.

.....
Νεκτάριος Κοζύρης
Καθηγητής Ε.Μ.Π.

.....
Νικόλαος Παπασπύρου
Αν. Καθηγητής Ε.Μ.Π.

.....
Γεώργιος Γκούμας
Λέκτορας Ε.Μ.Π.

Αθήνα, Σεπτέμβριος 2015

.....
Βασίλειος Γερακάρης

Διπλωματούχος Ηλεκτρολόγος Μηχανικός και Μηχανικός Υπολογιστών Ε.Μ.Π.

Copyright © Βασίλειος Γερακάρης, 2015.
Με επιφύλαξη παντός δικαιώματος. All rights reserved.

Απαγορεύεται η αντιγραφή, αποθήκευση και διανομή της παρούσας εργασίας, εξ ολοκλήρου ή τμήματος αυτής, για εμπορικό σκοπό. Επιτρέπεται η ανατύπωση, αποθήκευση και διανομή για σκοπό μη κερδοσκοπικό, εκπαιδευτικής ή ερευνητικής φύσης, υπό την προϋπόθεση να αναφέρεται η πηγή προέλευσης και να διατηρείται το παρόν μήνυμα. Ερωτήματα που αφορούν τη χρήση της εργασίας για κερδοσκοπικό σκοπό πρέπει να απευθύνονται προς τον συγγραφέα.

Οι απόψεις και τα συμπεράσματα που περιέχονται σε αυτό το έγγραφο εκφράζουν τον συγγραφέα και δεν πρέπει να ερμηνευθεί ότι αντιπροσωπεύουν τις επίσημες θέσεις του Εθνικού Μετσόβιου Πολυτεχνείου.

Περίληψη

Η αυξημένη χρήση των Εικονικών Μηχανών στις διάφορες υπηρεσίες νέφους οδήγησε στη δημιουργία ενός μεγάλου αριθμού αρχείων εικόνων και στιγμιότυπων εικονικών μηχανών. Γεννήθηκε έτσι η ανάγκη για ένα αξιόπιστο και αποδοτικό τρόπο συγχρονισμού των αρχείων αυτών μεταξύ διαφορετικών υπολογιστών. Υπάρχουν ήδη λογισμικά που υλοποιούν συγχρονισμό αρχείων, αλλά κανένα δεν είναι φτιαγμένο ειδικά γι' αυτό το σκοπό. Μελετώντας και κατανοώντας τα ιδιαίτερα χαρακτηριστικά αυτής της μορφής αρχείων, δηλαδή το γεγονός πως είναι μεγάλα σε μέγεθος και έχουν πολλά κοινά δεδομένα μεταξύ τους, μας επιτρέπει να βελτιστοποιήσουμε τη διαδικασία συγχρονισμού τους.

Ο στόχος αυτής της διπλωματικής εργασίας είναι να παρουσιάσει τη σχεδίαση μίας βιβλιοθήκης στη γλώσσα Python, για το συγχρονισμό μεγάλων ομοιόμορφων αρχείων με χρήση υπηρεσιών αποθηκευτικού νέφους. Μελετάμε τις υπάρχουσες υλοποιήσεις για συγχρονισμό αρχείων, κατανοούμε τις σχεδιαστικές επιλογές πίσω από αυτά και τα επεκτείνουμε περαιτέρω, με νέες βελτιστοποιήσεις. Προτείνουμε ένα αλγόριθμο συγχρονισμού που ανιχνεύει και χειρίζεται ενημερώσεις σε αρχεία αποδοτικά και αξιόπιστα. Προτείνουμε επίσης τη χρήση αφαιρετικών κλάσεων για την αναπαράσταση των αρχείων, των τοπικών καταλόγων αρχείων και των προγραμματιστικών διεπαφών εφαρμογών (API) των υπηρεσιών αποθηκευτικού νέφους. Τα API που εκθέτουμε οι παραπάνω αφαιρετικές κλάσεις επιτρέπουν μεγαλύτερη ευελιξία στη βιβλιοθήκη, δίνοντάς του τη δυνατότητα να λειτουργήσει πάνω σε διαφορετικά λειτουργικά συστήματα και υπηρεσίες αποθηκευτικού νέφους.

Μετά την παρουσίαση της αρχικής σχεδίασης, προτείνουμε και υλοποιούμε διάφορες βελτιστοποιήσεις που βελτιώνουν περαιτέρω την απόδοση της διαδικασίας συγχρονισμού και πραγματοποιούμε συγκριτικές αξιολογήσεις ώστε να μετρήσουμε την επίδρασή τους στο χρόνο εκτέλεσης. Η χρήση νημάτων για την ταυτόχρονη αποστολή αιτημάτων στον απομακρυσμένο εξυπηρετητή μειώνει την επίδραση της καθυστέρησης του δικτύου, ενώ η χρήση μηχανισμών παρακολούθησης του καταλόγου αρχείων (όπως το inotify) έχει ως αποτέλεσμα την ταχεία και αποδοτική ανίχνευση των τροποποιημένων αρχείων. Εστιάζοντας περισσότερο στο σενάριο χρήσης των μεγάλων ομοιόμορφων αρχείων, προτείνουμε την τοπική αποθήκευση των block των αρχείων, ώστε να μεταφορτώνονται μόνο τα κομμάτια που διαφέρουν από τον εξυπηρετητή, κατ'ελάχιστο που προσφέρει αξιοσημείωτη βελτίωση στο χρόνο μεταφόρτωσης των αρχείων. Τέλος, προκειμένου να αντιμετωπίσουμε τις ανάγκες επιπλέον αποθηκευτικού χώρου που εισήγαγε η τελευταία βελτιστοποίηση, προτείνουμε τη χρήση ενός μηχανισμού συστήματος αρχείων σε περιβάλλον χρήστη (FUSE) που θα επιτρέπει την εικονική δημιουργία και πρόσβαση στα αρχεία, ενώ κάθε μοναδικό block αρχείου θα αποθηκεύεται μία φορά, και ως είναι κοινόχρηστο από περισσότερα αρχεία.

Στα τελευταία μέρη της διπλωματικής εργασίας, συγκρίνουμε τα προτεινόμενα στοιχεία και την απόδοσή της βιβλιοθήκης με αυτά διάφορων δημοφιλών λογισμικών και πακέτων συγχρονισμού αρχείων και έπειτα κρίνουμε την καταλληλότητα του καθενός για το σενάριο χρήσης που περιγράφηκε. Προτείνουμε μερικές επιπλέον βελτιστοποιήσεις στη διαδικασία συγχρονισμού, οι οποίες έχουν προγραμματιστεί για το μέλλον, αλλά δεν έχουν ακόμη υλοποιηθεί.

Λέξεις κλειδιά

Αποθηκευτικό Νέφος, Υπηρεσίες Νέφους, Εικονικές Μηχανές, Συγχρονισμός αρχείων, Μεγάλα Ομοιόμορφα Αρχεία, Προγραμματιστικές Διεπαφές Εφαρμογών

Abstract

The increased use of Virtual Machines in cloud service infrastructures has resulted in a large volume of disk image and snapshot files. As a result, a reliable and efficient way of synchronising those files between different computers is needed. Software applications that achieve file synchronisation already exist, but none is tailored specifically for this task. Understanding the special characteristics of the files in question, the fact that they are large in size and have most of their data in common, allows us to optimise the synchronisation process for that use case.

The aim of this dissertation is to present the design of a synchronisation framework for large similar files, using cloud storage services, written in Python. We study existing implementations of file syncing, understand the underlying design choices and make further improvements on them. We propose a synchronisation algorithm that reliably and efficiently detects and handles updates. We also propose the use of abstract classes to represent files, local directories and cloud storage service APIs. The APIs exposed by those classes allow more flexibility to the framework, so it can operate over different OSs and cloud storage services.

After the presentation of the initial design, we propose and implement several optimisations that further improve the performance of the synchronisation process and benchmark their effects on the execution time. The use of threads to concurrently request resources from a remote server reduces the effect of network latency and the use of directory monitoring mechanisms (such as inotify) results in fast and efficient discovery of modified files. Further focusing on the use case of large, similar files, we propose local storage of the files' blocks so only the parts that differ can be downloaded from the server, which boasts a significant improvement in download times. Finally, in order to alleviate the storage space needs that the last improvement introduces, we propose the use of a Filesystem in Userspace (FUSE) mechanism to virtually create and access files, while storing each shared block only once.

In the final parts of this dissertation, we compare the proposed features and performance with that of several synchronisation software and packages and discuss their suitability for the use case described. We also propose further improvements in the synchronisation process that have been planned but not yet thoroughly designed and implemented.

Key words

Cloud storage, Cloud services, Virtual Machines, File synchronisation, Large Similar Files, Application Programming Interfaces

Ευχαριστίες

Η παρούσα διπλωματική εργασία σημαίνει την ολοκλήρωση ενός σημαντικού κεφαλαίου της ακαδημαϊκής μου πορείας. Θα ήθελα στο σημείο αυτό να ευχαριστήσω ορισμένους ανθρώπους που με βοήθησαν στη διαδρομή αυτή.

Αρχικά θα ήθελα να ευχαριστήσω τον καθηγητή μου Νεκτάριο Κοζύρη, που μου επέτρεψε να ασχοληθώ με ένα σύγχρονο θέμα που παρουσιάζει ιδιαίτερο πρακτικό ενδιαφέρον. Οφείλω επίσης ένα μεγάλο ευχαριστώ στο Δρα Βαγγέλη Κούκη, για την ομαλή μας συνεργασία, την επιστημονική καθοδήγηση και την ενθάρρυνση που μου προσέφερε κατά τη διάρκεια της διπλωματικής εργασίας, όπως επίσης και για το γεγονός πως με τις διαλέξεις του ενίσχυσε σημαντικά το ενδιαφέρον μου σε αυτό τον τομέα.

Θα ήθελα επίσης να ευχαριστήσω τους συμφοιτητές, συνεργάτες και φίλους που ομόρφυναν σημαντικά τα χρόνια της φοίτησής μου, Ελένη, Γρηγόρη, Ορέστη Α., Διονύση, Αλέξανδρο, Στέργιο, Σοφία, Ορέστη Β., Δημήτρη, Νίκο, Θάλεια, Μανώλη, Λυδία και Ειρήνη όπως και τους φίλους μου Γιώργο, Έλενα, Πωλίνα, Σπύρο, Νίκο και Τίνα και άρκετους ακόμη που ίσως αυτή τη στιγμή να μου διαφεύγουν.

Τέλος, θα ήθελα να ευχαριστήσω τους γονείς μου, Αλέξανδρο και Χαρά, και τον αδερφό μου, Σταύρο, για τη συνεχή υποστήριξη και συμπαράσταση που μου προσέφεραν έως τώρα.

Βασίλειος Γερακάρης,

Αθήνα, 2η Σεπτεμβρίου 2015

Contents

Περίληψη	5
Abstract	7
Ευχαριστίες	9
Contents	11
List of Tables	13
List of Figures	15
1. Εισαγωγή	17
1.1 Κίνητρο	17
1.2 Συνεισφορά της εργασίας	18
1.3 Οργάνωση κειμένου	18
1. Introduction	21
1.1 Motivation	21
1.2 Thesis contribution	22
1.3 Chapter outline	22
2. Background	23
2.1 Data Synchronisation	23
2.2 File Hosting Service	23
2.2.1 Dropbox	23
2.2.2 Google Drive	24
2.2.3 ownCloud	24
2.3 Cloud Computing and Storage Services	24
2.3.1 Application Programming Interface	24
2.3.2 OpenStack	25
2.3.3 Synnefo	25
2.3.4 Amazon Web Services	25
2.4 ETag	26
2.4.1 Hash function	26
2.5 Database	27

2.5.1	Relational database	27
2.5.2	Transactional database	27
2.5.3	Structured Query Language	28
2.5.4	SQLite	28
3.	Design & Implementation	29
3.1	Syncing Algorithm	29
3.1.1	Known algorithms	29
3.1.2	Proposed Algorithm	30
3.2	Basic Classes / API	33
3.2.1	FileStat	33
3.2.2	StateDB	34
3.2.3	LocalDirectory	35
3.2.4	CloudClient	36
3.2.5	Syncer	37
4.	Syncer Optimisations	39
4.1	Request queuing	39
4.1.1	Benchmarks	39
4.2	Directory monitoring	40
4.2.1	Benchmarks	41
4.3	Local block storage	43
4.3.1	Benchmarks	44
4.4	Local deduplication - FUSE	45
5.	Comparisons with existing software	47
5.1	rsync	47
5.2	ownCloud	48
5.3	Dropbox	48
5.4	Google Drive	49
6.	Future Work	51
6.1	Local deduplication - FUSE Implementation	51
6.2	Peer-to-peer syncing with direct L2 frame exchange	51
	Bibliography	53

List of Tables

3.1	Syncing actions based on file states	30
3.2	File change detection between two points in time	30
4.1	Benchmark setups specs	39
4.2	Upload speedup by queuing, relative to # of threads	40
4.3	Upload speedup by using queue with 4 threads, relative to file size	40
4.4	MBP local directory <i>get_modified_objects_fstat()</i> times, relative to # of files modified	42
4.5	VM local directory <i>get_modified_objects_fstat()</i> times, relative to # of files modified	42
4.6	MBP file download times, relative to # of modified blocks	44

List of Figures

3.1	Decision tree for local directory files	31
3.2	Decision tree for StateDB entries	32
3.3	Decision tree for remote server files	32
3.4	FileStat UML class description	33
3.5	StateDB	34
3.6	LocalDirectory UML class description	35
3.7	CloudClient - PithosClient UML class description	36
3.8	Syncer UML class description	37
4.1	WatchdogDirectory	41
4.2	MPB Speedup relative to number of modified files	42
4.3	VM Speedup relative to number of modified files	43
4.4	CloudClient with local block storage feature	44
4.5	MBP file download times, relative to # of modified blocks	45

Chapter 1

Εισαγωγή

Σε αυτή τη διπλωματική εργασία, παρουσιάζεται ένα cross-platform framework που σχεδιάστηκε ώστε να λειτουργεί με διαφορετικές υπηρεσίες αποθηκευτικού νέφους. Συζητάμε τις αλγοριθμικές και σχεδιαστικές επιλογές που λάβαμε κατά την ανάπτυξη του framework και εστιάζουμε στο σενάριο του συγχρονισμού μεγάλων ομοιόμορφων αρχείων, όπως είναι τα στιγμιότυπα και τα αρχεία εικόνας *εικονικών μηχανών* (Virtual Machines - VM).

1.1 Κίνητρο

Ο συγχρονισμός αρχείων είναι μία διαδικασία που εξασφαλίζει πως τα αρχεία σε δύο ή περισσότερες τοποθεσίες ενημερώνονται για αλλαγές, ακολουθώντας κάποιους κανόνες. Η διαδικασία αυτή χρησιμοποιείται ολοένα και συχνότερα, κυρίως για την αντιγραφή αρχείων μεταξύ διαφορετικών υπολογιστών ή για τη δημιουργία αντιγράφων ασφαλείας (backups). Το πρόβλημα του αξιόπιστου (χωρίς σφάλματα), αποδοτικού και cross-platform (λειτουργεί σε διαφορετικά λειτουργικά συστήματα) συγχρονισμού αρχείων ενέπνευσε τη δημιουργία μεγάλου εύρους εφαρμογών που ικανοποιούν την ανάγκη αυτή, όπως είναι το Dropbox και το ownCloud. Το εύρος αυτό των εφαρμογών εκτείνεται από εφαρμογές συγχρονισμού γενικού σκοπού, έως και εφαρμογές που εστιάζουν σε πολύ συγκεκριμένο μορφότυπο αρχείων ή σενάρια χρήσης. Ωστόσο, από όσο γνωρίζουμε, δεν υπάρχει εφαρμογή ή βιβλιοθήκη που να ειδικεύεται στο συγχρονισμό μεγάλων ομοιόμορφων αρχείων, όπως τα στιγμιότυπα και τα αρχεία εικόνας VM.

Τα τελευταία χρόνια, η χρήση των *εικονικών μηχανών* έχει επεκταθεί σημαντικά. Το γεγονός αυτό οφείλεται εν μέρει στη διάδοση υπηρεσιών υπολογιστικού νέφους, όπως το AWS της Amazon και το *oceanos* του GRNet. Το πιο βασικό μοντέλο παροχής υπηρεσιών νέφους, το Υποδομή-ως-Υπηρεσία (Infrastructure-as-a-Service, IaaS) παρέχει στους χρήστες *εικονικές μηχανές* και υπολογιστικούς πόρους, στους οποίους μπορούν αυτοί να εκτελέσουν τους υπολογισμούς τους ή να αναπτύξουν τις δικές τους εφαρμογές και υπηρεσίες. Ο ολοένα αυξανόμενος αριθμός *εικονικών μηχανών* που χρησιμοποιούνται, όπως επίσης και η πληθώρα των στιγμιότυπων που διατηρούνται (αποθήκευση της κατάστασης μιας *εικονικής μηχανής* μία δεδομένη χρονική στιγμή) καθιστούν αναγκαία την εξεύρεση ενός αξιόπιστου και αποδοτικού τρόπου συγχρονισμού.

Ο συγχρονισμός αρχείων αποτελείται από πολλές περισσότερες συνιστώσες από απλή μεταφορά αρχείων από και προς ένα απομακρυσμένο εξυπηρετητή. Η ύπαρξη πολλών πελατών-τερματικών σημαίνει πως η διαδικασία θα πρέπει να καταφέρει να συγχρονίσει όλους μεταξύ τους, ανιχνεύοντας και μεταφέροντας τις αλλαγές σε όλους. Το γεγονός πως πολλοί πελάτες μπορεί να επιχειρούν αλλαγές στο ίδιο αρχείο δημιουργεί καταστάσεις κούρσας (race conditions), και η εφαρμογή θα

πρέπει να μπορεί να τις ανιχνεύει και να τις επιλύει αξιόπιστα, χωρίς να προκαλείται διαφθορά των δεδομένων ή απώλεια των αλλαγών. Οι κατάλογοι φακέλων προς συγχρονισμό μπορεί να εμπεριέχουν μεγάλο αριθμό αρχείων, οπότε είναι απαραίτητη η υλοποίηση ενός μηχανισμού ταχύ εντοπισμού αλλαγών σε κάποιο αρχείο. Επιπροσθέτως, κατά τη διαδικασία συγχρονισμού αρχείων είναι ιδιαίτερα σημαντικό να γίνεται αποδοτικά η μετακίνηση δεδομένων στο δίκτυο, κατά προτίμηση μεταφέροντας μόνο τα κομμάτια των αρχείων που εμπεριέχουν τις αλλαγές. Η σημασία αυτού γίνεται περισσότερο εμφανής αν αναλογιστούμε το σενάριο χρήσης που περιγράφηκε προηγουμένως· μία αλλαγή λίγων bytes να προκαλέσει μεταφορά μερικών GB αποτελεί μη αποδεκτή συμπεριφορά από άποψη απόδοσης.

Μερικές από τις διαθέσιμες εφαρμογές υλοποιούν κάποια από τα παραπάνω χαρακτηριστικά και επιπλέον εισάγουν βελτιστοποιήσεις δικού τους σχεδιασμού. Δεν υπάρχει έως τώρα γνωστή εφαρμογή ανοιχτού κώδικα που να επιτρέπει το συγχρονισμό με χρήση διαφορετικών υπηρεσιών αποθηκευτικού νέφους. Το framework που σχεδιάστηκε μπορεί να λειτουργήσει με τη διεπαφή προγραμματισμού εφαρμογών (Application Programming Interface, API) οποιασδήποτε υπηρεσίας αποθηκευτικού νέφους, αρκεί να υλοποιηθούν οι μέθοδοι που περιγράφονται στην παράγραφο 3.2.4. Προτείνουμε επίσης τη χρήση τοπικής αποεπικάλυψης δεδομένων (data deduplication) με χρήση ενός μηχανισμού Συστήματος Αρχείων σε Χώρο Χρήστη (Filesystem in Userspace, FUSE). Η τεχνική αυτή επιτρέπει την πολύ αποδοτική αποθήκευση μεγάλων ομοιόμορφων αρχείων, μειώνοντας σημαντικά την ανάγκη αποθηκευτικού χώρου, αφού αποθηκεύονται μόνο τα διαφορετικά block που απαρτίζουν τα αρχεία. Η βελτιστοποίηση αυτή, δεν απαντάται σε κανένα από τα διαθέσιμα λογισμικά συγχρονισμού αρχείων.

1.2 Συνεισφορά της εργασίας

Οι κύριες συνεισφορές της εργασίας είναι οι παρακάτω:

1. Σχεδιασμός και υλοποίηση ενός cross-platform framework που μπορεί να λειτουργεί μια διαφορετικές υπηρεσίες αποθηκευτικού νέφους.
2. Σχεδιασμός και υλοποίηση ενός προγράμματος-πελάτη για το συγχρονισμό αρχείων με χρήση του API της υπηρεσίας αποθηκευτικού νέφους Pithos του ~okeanos IaaS καθώς και μίας δοκιμαστικής εφαρμογής που θα πραγματοποιεί το συγχρονισμό.
3. Σχεδιασμός και υλοποίηση βελτιστοποιήσεων πάνω στη διαδικασία συγχρονισμού και εκτέλεση μετρήσεων επίδοσης (benchmarks) για να φανεί η συνεισφορά των βελτιστοποιήσεων.
4. Σύγκριση με υπάρχοντα λογισμικά συγχρονισμού αρχείων και παρουσίαση ομοιοτήτων και διαφορών στις σχεδιαστικές επιλογές και στα χαρακτηριστικά.

1.3 Οργάνωση κειμένου

Στο κεφάλαιο 2, παρουσιάζουμε το θεωρητικό υπόβαθρο που θεωρείται απαραίτητο για τον αναγνώστη, προκειμένου να κατανοήσει έννοιες και ορισμούς που παρουσιάζονται έπειτα στη διπλωματική εργασία. Πιο συγκεκριμένα, περιγράφουμε την έννοια του συγχρονισμού δεδομένων,

διάφορες διαδικτυακές υπηρεσίες και λογισμικά που αντιμετωπίζουν το πρόβλημα αυτό, καθώς και συγκεκριμένες καίριες λεπτομέρειες των υλοποιήσεων

Στο κεφάλαιο 3, αναφέρουμε τους γνωστούς αλγορίθμους συγχρονισμού αρχείων, προτείνουμε το δικό μας αλγόριθμο και εξηγούμε τους λόγους που οδήγησαν σε συγκεκριμένες σχεδιαστικές επιλογές. Στο δεύτερο μισό του κεφαλαίου παρουσιάζουμε τα κύρια σημεία και τις κλάσεις του framework, και επεξηγούμε τις συναρτήσεις που εκθέτει το API του.

Στο κεφάλαιο 4, περιγράφουμε τις βελτιστοποιήσεις που σχεδιάστηκαν και υλοποιήθηκαν στο framework αυτό, εξηγώντας τις σχεδιαστικές επιλογές της κάθε μίας. Στο κεφάλαιο αυτό εμπεριέχονται και τα αποτελέσματα των μετρήσεων επίδοσης, τα οποία συνοδεύονται και από τις αντίστοιχες γραφικές παραστάσεις και σχολιασμό των αποτελεσμάτων.

Στο κεφάλαιο 5, συγκρίνουμε το framework μας με τις δημοφιλέστερες εφαρμογές συγχρονισμού αρχείων της αγοράς. Συγκρίνουμε μεταξύ τους με βάση τα διαθέσιμα χαρακτηριστικά που προσφέρονται και αναφερόμαστε στην καταλληλότητα και στα πιθανά προβλήματα που μπορούν να προκύψουν στο σενάριο χρήσης των μεγάλων ομοιόμορφων αρχείων.

Στο κεφάλαιο 6, αναφερόμαστε στις προγραμματισμένες μελλοντικές βελτιστοποιήσεις του framework και προτείνουμε την προσθήκη επιπλέον χαρακτηριστικών που θα προσφέρουν καλύτερη απόδοση στη διαδικασία συγχρονισμού.

Chapter 1

Introduction

This dissertation presents a cross-platform file synchronisation framework that works with multiple cloud storage services. We discuss the algorithm and design choices behind the framework and focus on the synchronisation of large, similar files, such as Virtual Machine (VM) images and snapshots.

1.1 Motivation

File synchronisation is a process that ensures that files in two or more different locations remain updated, following certain rules. This process is becoming increasingly common and can be used to copy files between different computers or for backup purposes. The problem of reliable (less error-prone), efficient and cross-platform file synchronisation is important and has led to the development of a large variety of software to cover that need, such as Dropbox and ownCloud. This software variety ranges from general-purpose synchronisation software to software focusing on very specific use cases. Despite this fact, to the best of my knowledge, there is no software or library specialising in the synchronisation of large, similar files, such as VM images and snapshots.

The last few years, the use of VMs has significantly increased, assisted by the spread of cloud computing services such as AWS from Amazon or *~okeanos* from GRNet. The most basic cloud-service model, Infrastructure-as-a-Service (IaaS) provides users with VMs and resources to use for their computations or to deploy their own services. With the ever-growing number of VM images used, as well as the various VM snapshots taken (that store the state of a VM at a specific point in time), the need for efficient and reliable synchronisation becomes apparent.

File syncing consists of much more than simply transferring files to and from a remote server. Since there are possibly many clients, the process tries to *reconcile* directories in multiple different computers, detecting and propagating changes to everyone. Multiple clients accessing the same resource lead to race conditions, and the software should be able to detect them and reliably resolve those cases, without corrupting data or losing changes. The directories to be synchronised can potentially contain a large number of files, so there a mechanism to quickly identify those changes needs to be implemented. Furthermore, care should be taken to optimimise the amount of data moved over the network, transferring only the necessary parts of files to apply the changes. This is especially important for the use case described; a modification of a few bytes causing a transfer of several GB of data is a behaviour that has unacceptable performance.

Some of the available software implement a number of the aforementioned features, introducing other optimisations of their own design. So far though, there is no known application that is

free/open source and able to manage the synchronisation with different object storage services. Our framework's API enables extensibility to work with any cloud storage API, as long as the few methods described in section 3.2.4 are implemented. Furthermore, we propose a local deduplication feature that allows for very efficient storage of large similar files, using a FUSE mechanism. This feature reduces the size required for storage to the size of different blocks found in all the files, greatly reducing storage space in the use case of VM snapshots and images, and is not present in any of the currently available software.

1.2 Thesis contribution

The main contributions of this work are the following:

1. Design and implementation of an cross-platform synchronisation framework that is able to operate with different cloud storage services.
2. Design and implementation of a syncing client for the Pithos object storage service of the ~okeanos IaaS and a demo application to perform the synchronisation.
3. Design and implementation of various optimisations on the synchronisation process and execution of benchmarks to showcase their performance gains.
4. Comparison with existing synchronisation software, highlighting design and feature similarities and differences.

1.3 Chapter outline

In chapter 2, we present the theoretical background which is considered important for a reader to know, in order to comprehend the concepts and terminologies introduced later in the dissertation. More specifically, we present the concept of data synchronisation, various web services and software that are aimed at this problem as well as some implementation intrinsic details.

In chapter 3, we discuss the known synchronisation algorithms, propose our own and describe the reasoning behind our design decisions. In the second part of the chapter, the core classes of the implementation are presented, with explanation on the API functions exposed by the framework.

In chapter 4, we describe the optimisations designed and implemented in this framework, explaining the design choices for each one. We also include the results of benchmark runs, and accompany them with graphical representations and comments.

In chapter 5, we compare our synchronisation framework with existing popular synchronisation software. We compare and contrast the features offered between them and discuss the suitability and expected problems for the use case of large similar files.

In chapter 6, we list planned improvements to the framework and propose additional features that will offer performance gains to the synchronisation process.

Chapter 2

Background

2.1 Data Synchronisation

Data synchronisation is the process of establishing consistency among data from a source to a target data storage and vice versa and the continuous harmonisation of the data over time. The problem that the framework we developed tries to solve, is file synchronisation.

File Synchronisation (or syncing) is the process of ensuring that files in two or more locations are updated by certain rules. In *one-way file synchronisation*, also called mirroring, updated files are copied from a ‘source’ location to one or more ‘target’ locations, but no files are copied back to the source location. In *two-way file synchronisation*, updated files are copied in both directions, usually with the purpose of keeping the two locations identical to each other

The most common way that file synchronisation is achieved nowadays is by using a file hosting service.

2.2 File Hosting Service

A file hosting service^[1] or cloud storage service, is an Internet hosting service specifically designed to host user files. It allows users to upload files that could then be accessed over the internet from a different computer, tablet, smart phone or other networked device, by the same user or possibly by other users, after a password or other authentication is provided. File hosting services often offer file sync and sharing services, most notable consumer products being Dropbox and Google Drive.

2.2.1 Dropbox

Dropbox offers cloud storage, file synchronisation, personal cloud, and client software. Dropbox synchronises a directory so that it appears to be the same (with the same contents) regardless of which computer is used to view it. Files placed in this folder are also accessible via the Dropbox website. Dropbox is multi-platform, and is working on all major desktop and mobile OS. Originally, both the server and client software were primarily written in Python; since 2013 Dropbox has began migrating its backend infrastructure to Go. Dropbox depends on rsync, ships the librsync binary-delta library (which is written in C) and utilises delta encoding technology. When a file in a user’s Dropbox folder is changed, Dropbox only uploads the pieces of the file that are changed when synchronising, when possible. It currently uses Amazon’s S3 storage system to store the files. Dropbox

also provides a technology called LAN sync, which allows computers on a local area network to securely download files locally from each other instead of always hitting the central servers, improving syncing speed.

2.2.2 Google Drive

Google Drive is a file storage and synchronisation service created by Google. The Google Drive client communicates with Google Drive to cause updates on one side to be propagated to the other so they both normally contain the same data. Google Drive is also multi-platform, though there is no official Linux client software. The implementation and syncing algorithm underlying Google Drive are mostly unknown, due to the software being closed source.

2.2.3 ownCloud

ownCloud[2] is a suite of client-server software for creating file hosting services and using them. ownCloud allows synchronisation of directories, similar to the way Dropbox operates. It is a free and open-source software and is multi-platform, with clients available for all major desktop and mobile OS. The server software is written in PHP and JavaScript languages. ownCloud's desktop syncing client depends and ships with csync[3], which is a lightweight utility to synchronise files between two directories on a system or between multiple systems. The software does not currently support delta-sync (syncing only file changes).

2.3 Cloud Computing and Storage Services

The framework we designed does not use a file hosting service like the aforementioned ones, but is designed to sync files stored in an object storage service of a cloud provider. The way to communicate and perform actions on those services is by accessing the Application Programming Interface they expose.

2.3.1 Application Programming Interface

Application programming interface (API) is a set of routines, protocols, and tools for building software applications. An API expresses a software component in terms of its operations, inputs, outputs, and underlying types. An API defines functionalities that are independent of their respective implementations, which allows definitions and implementations to vary without compromising the interface. APIs often come in the form of a library that includes specifications for routines, data structures, object classes, and variables. In other cases, such as REST services, an API is simply a specification of remote calls exposed to the API consumers.

Representational state transfer

Representational State Transfer (REST) is a software architecture style for building scalable web services[4] REST gives a coordinated set of constraints to the design of components in a distributed hypermedia system that can lead to a more performant and maintainable architecture[5]. RESTful systems typically, but not always, communicate over the Hypertext Transfer Protocol with the same

HTTP verbs (GET, POST, PUT, DELETE, etc.) which web browsers use to retrieve web pages and to send data to remote servers.

2.3.2 OpenStack

OpenStack[6] is a free and open source cloud operating system that controls large pools of compute, storage, and networking resources throughout a data centre. Users can manage those resources through a web-based dashboard, command-line tools, or a RESTful API. It is primarily being deployed as an infrastructure-as-a-service (IaaS). OpenStack offers support for both Object Storage and Block Storage. Object Storage is ideal for cost effective, scale-out storage. It provides a fully distributed, API-accessible storage platform that can be integrated directly into applications or used for backup, archiving and data retention. Block Storage allows block devices to be exposed and connected to compute instances for expanded storage, better performance and integration with enterprise storage platforms.

Object Storage - Swift

OpenStack Object Storage (Swift) is a scalable redundant storage system. Objects and files are written to multiple disk drives spread throughout servers in the data centre, with the OpenStack software responsible for ensuring data replication and integrity across the cluster. Because OpenStack uses software logic to ensure data replication and distribution across different devices, inexpensive commodity hard drives and servers can be used.

2.3.3 Synnefo

Synnefo[7] is an open source cloud stack, which offers Compute, Network, Image, Volume and Storage services, similar to the ones offered by OpenStack. Synnefo is written in Python and to improve third-party compatibility, it exposes the OpenStack APIs to users[8]. It is the software used for ~okeanos[9], an Infrastructure as a Service (IaaS) cloud service, provided by the Greek Research and Technology Network (GRNET) for the Greek Research and Academic Community. ~okeanos offers a virtual compute/network service called Cyclades as well as a virtual storage service, called Pithos+.

Pithos+

Pithos+ is the Virtual Storage service of ~okeanos, featuring cloud storage as well as file synchronisation and sharing services. Files stored in Pithos+ are accessible via the web UI or with the client software, which exists for Windows, MacOS and iOS systems. Linux users can access the files using *kamaki*, the command line client for ~okeanos resources. It is powered by the Pithos (File/Object Storage) services of synnefo.

2.3.4 Amazon Web Services

Amazon Web Services (AWS) is a collection of remote computing services, also called web services, that make up a cloud-computing platform offered by Amazon. The most central and well-

known of these services arguably include Amazon Elastic Compute Cloud (Amazon EC2) and Amazon Simple Storage Service (Amazon S3).

Amazon S3

Amazon S3[10] (Simple Storage Service) is an online file storage web service offered by Amazon Web Services. Amazon S3 provides storage through web services interfaces (REST, SOAP, and BitTorrent). It provides developers and IT teams with secure, durable, highly-scalable object storage, for a wide variety of use cases including cloud applications, content distribution, backup and archiving, disaster recovery, and big data analytics. Amazon S3 stores arbitrary objects up to 5 terabytes in size, each accompanied by up to 2 kilobytes of metadata. Objects are organised into buckets (each owned by an AWS account), and identified within each bucket by a unique, user-assigned key.

2.4 ETag

During file synchronisation, the need to uniquely refer to a specific file or resource arises often. This is done by specifying the file's ETag.

The ETag or Entity Tag is a string identifier assigned to a resource, usually a file or block, that describe exactly one specific version of it. Whenever there is a change on the file, the ETag should be changed as well. ETags can be used for optimistic concurrency control[11], which is a method where shared data resources are being used without a transaction acquiring locks on them; before the transaction commits, it verifies that no other transaction has modified the data, otherwise it rolls back the changes. Hash function digests, usually using the SHA-256 algorithm, are commonly used as ETag identifiers, since the algorithm is secure and collision resistant, in contrast to MD5 digests, where collisions can be computed.

2.4.1 Hash function

A hash function is any function that can be used to map digital data of arbitrary size to digital data of fixed size. The values returned by a hash function are called hash values, hash codes, hash sums, or simply hashes. Hash functions accelerate table or database lookup by detecting duplicated records in a large file. Good hash functions should satisfy certain properties. Firstly, the function must be deterministic, meaning that for a given input value it must always generate the same hash value. A good hash function should map the expected inputs as evenly as possible over its output range - this property is called uniformity. This property minimises the chance of hash collisions (pairs of inputs that are mapped to the same hash value). For hash functions used in data search, it is desirable that the output of the function has fixed size, measured in bits. For our framework, we use the SHA-256 algorithm for ETag generation and comparison and the xxhash algorithm to generate path file digests used as (integer) primary keys in our database for more efficient indexing.

SHA-256

The Secure Hash Algorithm is a family of cryptographic hash functions published by the National Institute of Standards and Technology (NIST) as a U.S. Federal Information Processing Standard (FIPS). *SHA-2* is a family of two similar hash functions, with different block sizes, known as

SHA-256 and SHA-512. They differ in the word size, with SHA-256 using 32-bit words where SHA-512 uses 64-bit words and have a hash value (digest) of 256 and 512 bits, respectively. They are considered to be secure and collision resistant, with SHA-256 having a collision probability of about $4.3 * 10^{-60}$ when digesting one billion (10^9) different messages.

xxhash

xxHash[12] is a non-cryptographic hash function designed around speed by Yann Collet. It successfully completes the SMHasher test suite which evaluates collision, dispersion and randomness qualities of hash functions. xxHash's digests can be returned as bytes, integers or hex numbers and can be of 32 or 64 bit size.

2.5 Database

A database-management system (DBMS) [13] is a collection of interrelated data and a set of programs to access those data. The collection of data, is referred to as the *database*. For the framework, we need a DBMS that satisfies the ACID properties, to store the downloaded files' metadata.

2.5.1 Relational database

A relational database uses a collection of tables to represent both data and the relationships among those data. Each table represents a relation variable, has multiple columns and each column has a unique name. The columns define the attributes and each row is an instance of the variable. The rows are uniquely identified by a certain attribute, called the *primary key*.

2.5.2 Transactional database

A transactional database is one in which all changes and queries have the ACID [14] (Atomicity, Consistency, Isolation, Durability) set of properties. Those properties guarantee that database transactions are processed reliably even in the event of a transaction interruption.

Atomicity

The atomicity property ensures that in a transaction, a series of database operations either all occur, or nothing occurs. An atomic system must guarantee atomicity in every situation, including power failures, errors, and crashes. To the outside world, a committed transaction appears (by its effects on the database) to be indivisible ("atomic"), and an aborted transaction does not happen at all.

Consistency

The consistency property ensures that any transaction will bring the database from one valid state to another. Any data written to the database must be valid according to all defined rules, including constraints, cascades, triggers, and any combination thereof. This does not guarantee correctness of the transaction in all ways the application programmer might have wanted (that is the

responsibility of application-level code) but merely that any programming errors cannot result in the violation of any defined rules.

Isolation

The isolation property ensures that the concurrent execution of transactions results in a system state that would be obtained if transactions were executed serially. Providing isolation is the main goal of concurrency control. Depending on concurrency control method, the effects of an incomplete transaction might not even be visible to another transaction.

Durability

Durability means that once a transaction has been committed, it will remain so, even in the event of power loss, crashes, or errors. In a relational database, once a group of SQL statements execute, the results need to be stored permanently (even if the database crashes immediately thereafter). To defend against power loss, transactions (or their effects) must be recorded in a non-volatile memory.

2.5.3 Structured Query Language

The way to communicate with a DBMS is by issuing SQL queries and statements. Structured Query Language (SQL) is a special-purpose programming language designed for managing data held in a relational database management system (RDBMS). The most important elements of the SQL language are the *Statements*, which may have a persistent effect on schemata and data, or may control transactions, program flow, connections, sessions, or diagnostics and the *Queries*, which retrieve data from the database, based on specific criteria.

2.5.4 SQLite

SQLite[15] is an open source, cross-platform RDBMS contained in a C programming library that offers a full SQL implementation. In contrast to many other database management systems, SQLite is not a client-server database engine. Rather, it is embedded into the end program and reads and writes directly to ordinary disk files. SQLite is transactional and as such, ACID-compliant. SQLite has a small code footprint and is widely used on memory and disk space constrained cases.

Chapter 3

Design & Implementation

3.1 Syncing Algorithm

3.1.1 Known algorithms

The process of synchronising two filesystem trees (henceforth called “A” and “B”) can be complex to perform correctly, if some needed information is missing. Differences in files can be detected by comparing their hash digests, which is often used as an ETag. While this is the most secure and reliable way to detect changes, computing the hash digest of a file, especially when using a cryptographically secure function) is a computationally expensive procedure that takes significant time for large files. The last modification time is a fast and cheap way to detect file changes, but since it is a property that can be manipulated by software, improper or malicious manipulation can result in failure to detect changes.

First of all, history data for those two trees are very important, as illustrated in the following example. There are generally three cases when synchronising two trees:

1. File exists on both and is identical
2. File exists on both and is different
3. File exists on A but not on B (or vice-versa)

Case 1 is easily handled, since there is no action to be taken. Without history information, the other two cases would require user input in order to be handled correctly. In case 2, the files should be merged, but cannot be done automatically - and asking regular users how to merge files is undesirable. In case 3, the file might be a newly created, or a recently deleted one and should be copied to tree B or deleted from A, respectively. While the safe choice is to assume the file is new and copy it to tree B, it is often **not** the right thing to do. It is therefore clear that without file history data the syncing algorithm makes wrong assumptions and fails to handle correctly the most common cases.

With file history present in the form of metadata, a more proper synchronisation is achievable. By checking what changes occurred and when between the times T_1 and T_2 , it is possible to determine the action that should be taken, based on table 3.1:

File replica A	File replica B	Action
No Change	No Change	No Action
Created (ETag = J)	Created (Etag = J)	No Action
Created (ETag = J)	Created (Etag = K)	<i>Merge*</i>
Deleted	Deleted	No Action
Deleted	No Change	Delete B
Modified	No Change	Update B
Modified (ETag = J)	Modified (ETag = K)	<i>Merge*</i>

Table 3.1: Syncing actions based on file states

[*] In this table, *Merge* refers to a situation where files A and B become identical. One way this can be achieved is by generating diffs and patching the files, requiring user input if a conflict arises - this is the way most Version Control Systems (VCS), like git and Mercurial, work. A different way, that requires no immediate user interaction is to accept one file version (e.g. File A) and propagating its changes to all other trees, while also renaming the conflicting files, so the conflicts can be manually merged later.

For any given time, detecting what happened between the times T_1 and T_2 , is straightforward, and described in 3.2:

Time T_1	Time T_2	Change
Does not Exist	Exists	Created
Exists	Does not Exist	Deleted
Exists (ETag = J)	Exists (Etag = J)	No Change
Exists (Etag = J)	Exists (Etag = K)	Modified

Table 3.2: File change detection between two points in time

While this algorithm is significantly better than the previous one, it still has limitations, the most important of which is the failure to detect renames. This can become possible by comparing file digests, but doing so for all files in a directory or for very large files is computationally expensive and slows down the sync process. An even harder problem is the detection of a file that has been renamed and modified, hence having a different hash digest than the original one, a case most syncing algorithms fail to handle efficiently.

3.1.2 Proposed Algorithm

At this point we propose a new synchronisation algorithm, one which is efficient, fast and reliable. We assume a service that uses a central metadata server, which maintains information about each version of an uploaded object. We also assume the usage of a local state database, henceforth called **StateDB**, which locally stores the metadata of all files in the local directory, as they were during the last synchronisation with the server. More specifically, a path hash is used as a file identifier, and other important metadata saved are the file name (“path”), the inode, last modification time (“modtime”), and the file’s hash digest (“Etag”). Now the problem of reconciliation between the local

directory replicas (“Local”) and the remote server replicas (“Remote”) can be now handled in three steps.

Step 1: Detect updates from Local Directory

For each file in the local directory, the necessary action can be derived from the decision tree in Figure 3.1.

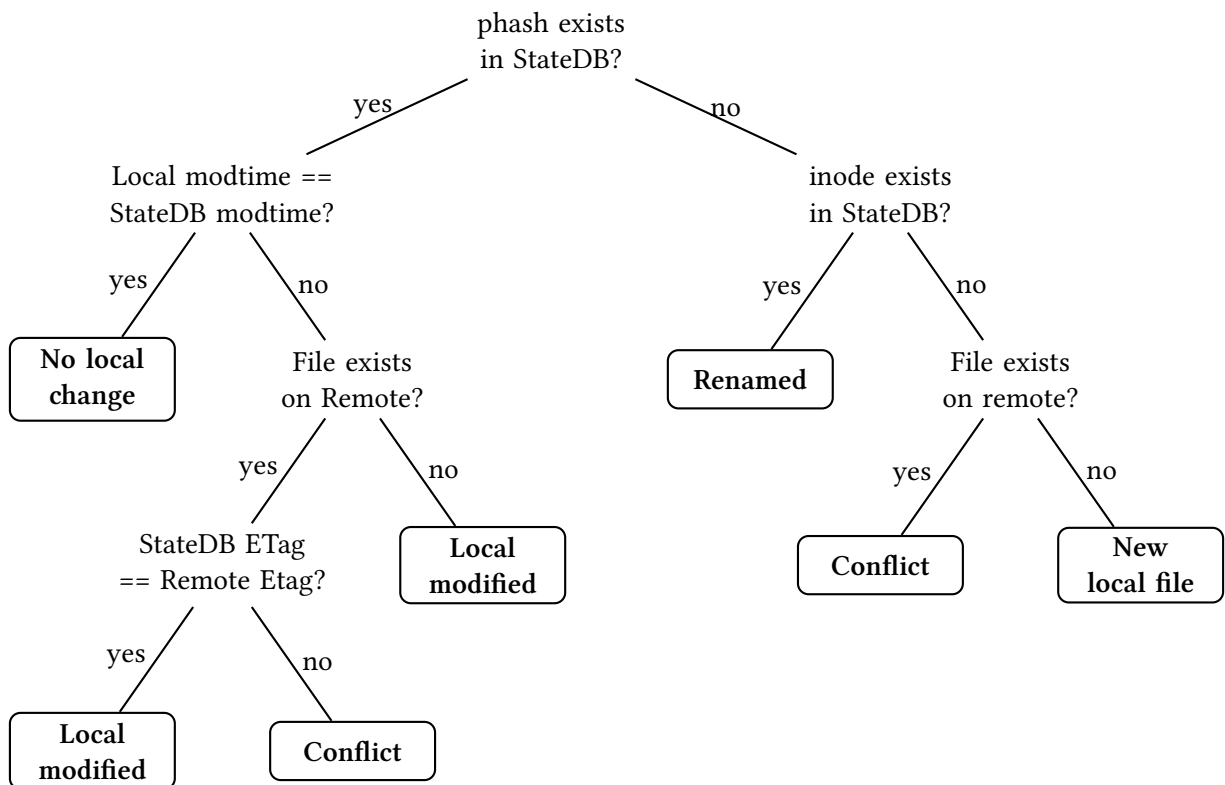


Figure 3.1: Decision tree for local directory files

Step 2: Detect updates from StateDB

For each entries in the StateDB, the necessary action can be derived from the decision tree in Figure 3.2.

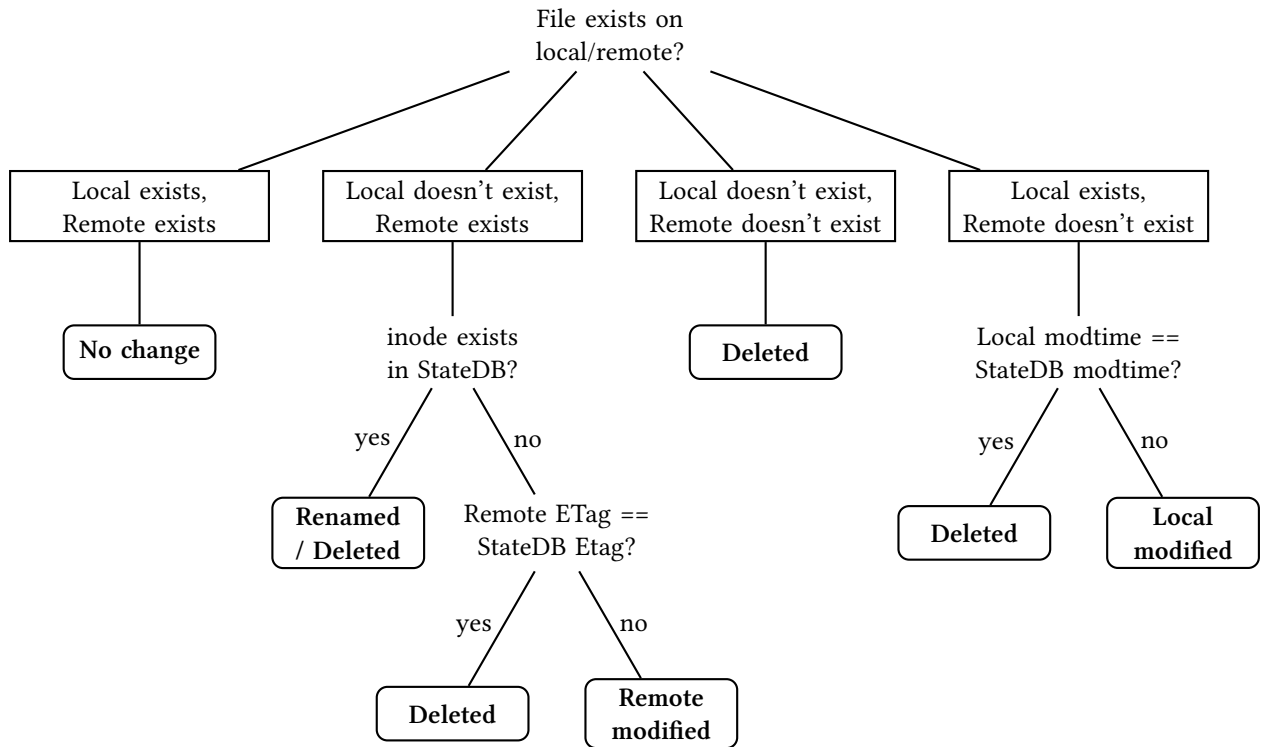


Figure 3.2: Decision tree for StateDB entries

Step 3: Detect updates from Remote Server

In accordance to the previous steps, the necessary action for each file in the remote server can be derived from the decision tree in Figure 3.3

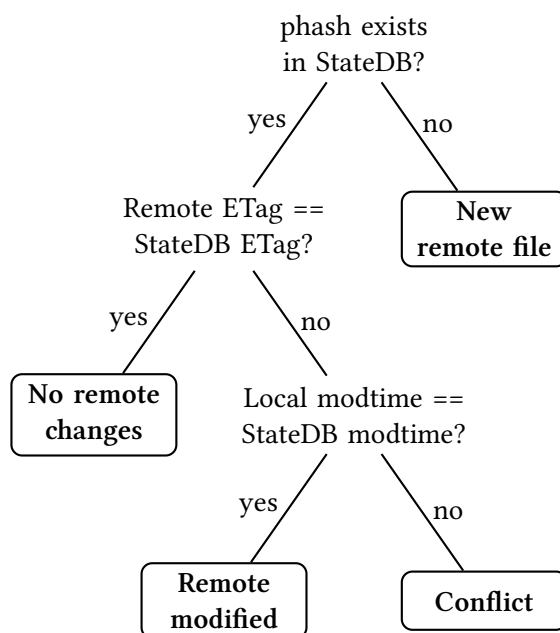


Figure 3.3: Decision tree for remote server files

Notes on the syncing algorithm

- This algorithm offers a resilient synchronisation process. Since it completely processes each file, there is no problem if a partial sync is made because of an interruption.
- For update detection between Local and StateDB, we use modtime, since it is faster. For update detection between StateDB and Remote, we use the ETag, since it is the most reliable way and is readily available without hashing the file - it is stored in both cases and available with only a lookup.
- When the file is updated on Local but deleted on Remote, we decide to upload the modified file again, since it is the safe option.
- If conflict is detected, that means that the both the Local file and the Remote one have been updated since the last sync was completed. In that case we propose to rename the local one to “<filename>-conflicting_copy.<extension>” and download the remote one. Filenames ending in “-conflicting_copy” are excluded from Step 1 of the syncing algorithm.
- In step 2, figure 3.2, “No change” means that there is no action to be taken at this point. There might be changes in the files, but they will be handled by steps 1 and 3.
- In step 2, figure 3.2, “Renamed / Deleted” means that we are unsure whether the file has been renamed or deleted. If a FileID info (a string, created once at the creation time of the file that changes over the file’s lifetime) is supported and available from the remote server (as ownCloud does), it should be easy to decide which of the two possible actions should be taken. Without this information, we suggest an alternative way to handle this case, without performing a costly reverse-inode lookup. When a file falls in this category during step 2, we add its inode to a *delete_set*. During step 1, for each file in the local directory, we discard its inode from the *delete_set*, if it exists. When the algorithm reaches step 2 again, all remaining files in the *delete_set* should be deleted.

3.2 Basic Classes / API

3.2.1 FileStat

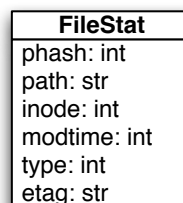


Figure 3.4: FileStat UML class description

FileStat is the core class used in this framework to represent a file object’s status. The StateDB stores entries with this format and the other classes and methods use instances of this class to refer to files.

- **phash (int)**: The hash digest of the relative path string. Currently uses the xxh64 hash function, for the reasons explained below. It is the main identifier of a file.
- **path (str)**: The path of the file, relative to the root synchronisation directory.
- **inode (int)**: The index node of the file on the file system. Used mostly for rename detection.
- **mtime (int)**: The last modification time of a file. It is stored in the POSIX format (UNIX epoch), for accurate and timezone-independent representation.
- **type (int)**: The type of the file. Added for possible future features, depending on the file type (document, image, binary object, etc).
Currently only the following two values are used: {0 = Regular file, 1 = Directory}.
- **etag (str)**: The ETag of the file. Current implementation uses the SHA-256 digest of the file. Hashing is not done locally, but uses the hashed value produced and stored on the server.

Path hash algorithm selection

We needed the path hash (phash) algorithm to be consistent and provide hash values that are both collision resistant and large enough (in bits) as to provide a large enough set of permissible outputs and prevent collisions occurring from the birthday problem. Generating the hash of a path occurs often, so a fast hash function is preferable to a cryptographic but slower one. The most notable hash functions that fit this description were MurmurHash 3 and xxHash[16], and we decided to use the latter, because it was faster and a better Python library was available to use in the framework.

3.2.2 StateDB

StateDB
db: str
db_api: module
+ create_db
+ file_stat_from_phash(int phash)
+ file_stat_from_inode(int inode)
+ fetch_all_entries()
+ atomically_update(dict data, str action)

(a) StateDB UML class description

metadata <schema>
(PK) phash INTEGER(8)
path VARCHAR(4096)
inode INTEGER
mtime INTEGER
type INTEGER(1)
etag VARCHAR(64)

(b) StateDB schema

Figure 3.5: StateDB

StateDB is the class that manages the state database, which stores the metadata of the files during the time each was last synchronised. The current implementation uses the SQLite library with the sqlite3 module, because it is reliable, fast and lightweight, properties that are important for the framework. SQLite also offers a *row_factory* attribute, enabling us to return the results as FileStat objects, instead of rows (tuples). Nevertheless, the class has been designed to be easily used with a different database engine, and just needs any python module that conforms to the Python Database API Specification v2.0 (PEP-249)[17]. The schema used for the database, as seen in figure

3.5b, has the same attributes as the FileStat object. A brief explanation of StateDB attributes and methods follows:

- **db**: The full path of the database file (sqlite3 uses files to store the database)
- **db_api**: Any PEP 249-compliant DB API module.
- **create_db**: Creates the metadata database, if it doesn't already exist, using the schema in figure 3.5b.
- **file_stat_from_phash**: Returns a FileStat object for the given *phash* if it exists, else returns *None*.
- **file_stat_from_inode**: Returns a FileStat object for the given *inode* if it exists, else returns *None*.
- **fetch_all_entries**: Returns all entries in the StateDB as FileStat objects. Uses a generator that fetches 1000 entries at a time, in order to reduce memory footprint in cases of large databases.
- **atomically_update**: Atomically updates the StateDB, using the *data* and *action* specified in the arguments. For sqlite, we use a 2-phase commit mechanism, copying the database to a temporary location, updating the copy and then moving the updated copy back to the original's location, in order to emulate an atomic commit.

3.2.3 LocalDirectory

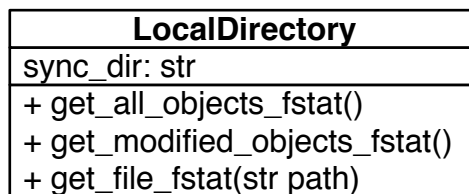


Figure 3.6: LocalDirectory UML class description

LocalDirectory is the base Class that represents the local sync directory. A brief explanation of LocalDirectory attributes and methods follows:

- **sync_dir**: The full path of the root directory to be synchronised.
- **get_all_objects_fstat**: Returns all local files' metadata as FileStat objects. Uses a generator to reduce memory footprint.
- **get_modified_objects_fstat**: Return file metadata only for the files that were modified since the last sync. On the base implementation it returns all files in the directory, as if **get_all_objects_fstat()** was called.
- **get_file_fstat**: Returns the FileStat object for the file *path* if it exists, else returns *None*.

3.2.4 CloudClient

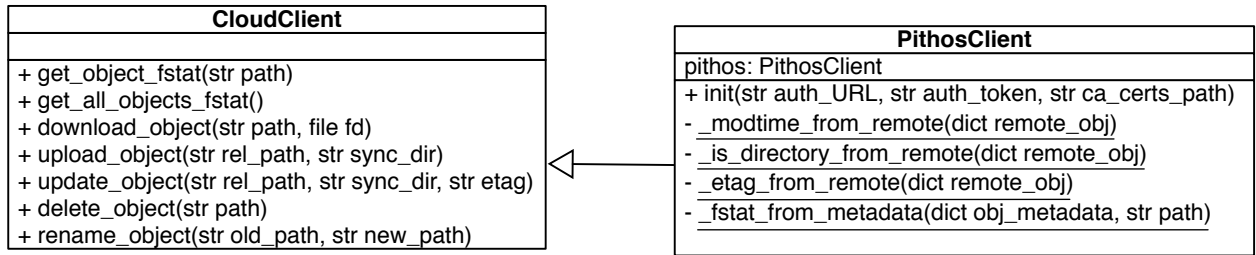


Figure 3.7: CloudClient - PithosClient UML class description

CloudClient is the base class for representing an Object Storage service client. None of the methods shown in 3.7 are implemented on the base class and just serve as an API designation. Derived classes should implement those methods and extend the class with their own, where necessary. In this dissertation, we show an example subclass with Pithos (File/Object Storage) services of synnefo, as used in the ~okeanos IaaS. A brief explanation of CloudClient and PithosClient attributes and methods follows:

CloudClient

- **get_object_fstat**: Returns the metadata of the file *path* stored on the remote server as a FileStat object.
- **get_all_objects_fstat**: Returns the metadata of all files stored on the remote server as FileStat objects.
- **download_object**: Downloads the file *path*, saving its contents to the file descriptor *fd*.
- **upload_object**: Uploads the local file from *rel_path* to the remote server. Fails if the file already exists on the server.
- **update_object**: Updates the the remote server replica with the changes in local file *rel_path*. Checks for race condition, updating only if the *etag* matches the one stored in StateDB, else fails.
- **delete_object**: Deletes the remote server file *path*.
- **rename_object**: Renames the remote server file *old_path* to *new_path*. Fails if *new_path* exists on the server.

PithosClient

- **pithos**: An authenticated client which calls the Pithos API functions of the service, when needed.
- **init**: Uses *auth_URL* and *auth_token* to authenticate a pithos client with Astakos (the Identity Management Service), then prepares it for use.

- **_modtime_from_remote**: Static method that returns the modtime in POSIX format (UNIX epoch timestamp), given the remote file metadata response *remote_obj*. Used for disambiguation, since the json responses of pithos service follow two different formats.
- **_is_directory_from_remote**: Static method that returns *True* if the object is a folder, given the remote object metadata response *remote_obj*. Used for disambiguation.
- **_etag_from_remote**: Static method that returns the etag, given the remote file metadata response *remote_obj*. Used for disambiguation.
- **_fstat_from_metadata**: Returns the FileStat object of a file, given its metadata response *remote_obj*.

3.2.5 Syncer

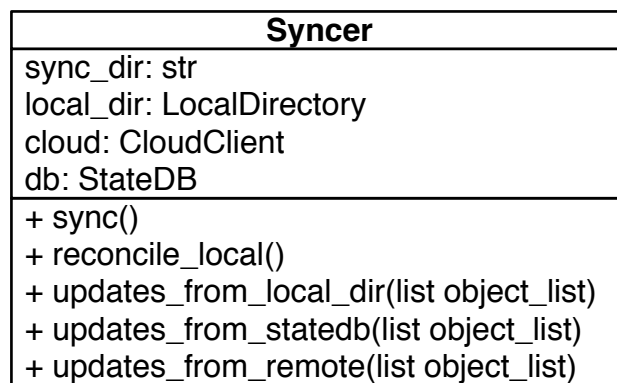


Figure 3.8: Syncer UML class description

Syncer is the class that manages the synchronisation process between a local directory and a remote object storage service. A brief explanation of Syncer attributes and methods follows:

- **sync_dir**: The full path of the root directory to be synchronised.
- **local_dir**: The LocalDirectory object to be used during sync.
- **cloud**: The authenticated CloudClient object to be used during sync.
- **db**: The StateDB object to be used during sync.
- **sync**: Executes a full local-remote sync, using the 3-step algorithm described in section 3.1.2.
- **reconcile_local**: Checks all files in the local directory for updates and performs the necessary actions for their synchronisation, as described in figure 3.1.
- **updates_from_local_dir**: Checks all files in the *object_list* for updates and performs the necessary actions for their synchronisation, as described in figure 3.1.

- **updates_from_statedb:** Checks all files in the *object_list* for updates and performs the necessary actions for their synchronisation, as described in figure 3.2. *object_list* is generated by fetching all entries in the StateDB.
- **updates_from_remote:** Checks all files in the *object_list* for updates and performs the necessary actions for their synchronisation, as described in figure 3.3. *object_list* is generated by fetching all remote files' metadata.

Chapter 4

Syncer Optimisations

In this chapter, we improve on the initial design of the framework described in chapter 3. We run benchmarks on the optimisations proposed, and present the results. The specifications of the two setups used for testing are shown in table 4.1.

MacBook Pro 2011		~okeanos Virtual Machine	
Operating System	OS X 10.10.4 (Yosemite)	Operating System	Ubuntu Linux 14.04.2 LTS (Trusty)
Processor	2.3 GHz Intel Core i5	Processor	2.1 GHz Virtual CPU QEMU v2.1.2
Memory	8 GB 1333 MHz DDR3	Memory	4 GB Virtual RAM
Storage	256GB SSD Crucial m4	Storage	80 GB (DRBD)
Network Speed	24.4/2.5 Mbit/s	Network Speed	344.6/137.3 Mbit/s

(a) MBP (b) VM

Table 4.1: Benchmark setups specs

4.1 Request queuing

After using the framework with the help of a profiler, it became apparent that a bottleneck existed whenever there was a need for multiple requests on the remote server, due to the latency and the round-trip times. Additionally, during the transfer (download or upload) of a large file, the synchronisation process was being unnecessarily stalled until the transfer finished. To overcome these issues, a request queuing system was implemented, dispatching the requests to different threads, while the main thread continued the execution of the sync. There was also a dramatic speedup when step 2 of the syncing algorithm was modified to request all objects' metadata from the remote server together, instead of individually for each file. To ensure correctness in the synchronisation process, the program should wait until all threads executing requests for a step of an algorithm (as described in section 3.1.2) have finished, before starting a different step. A more efficient solution would be to implement a locking mechanism and disallow actions on files already being processed by a spawned thread, but this would require substantial changes in the framework code.

4.1.1 Benchmarks

Upload time relative to number of threads

For the first benchmark, we tried to upload 100 files of 150 bytes each sequentially (denoted as "0" threads in table 4.2) and again by using a different number of threads. The files were always being randomly generated, because Pithos+ stores the blocks that are uploaded, and we needed to

evade that caching for accurate measurements. Each batch of uploads was executed 10 times, and the results presented are the average of those tries. The results are statistically accurate, having a standard deviation of $\sigma_A = 1.1$.

	# of threads										
	0	1	2	4	8	12	16	20	24	28	32
time (s)	92.55	91.51	48.33	33.42	29.79	29.80	30.85	30.79	30.95	30.68	31.23
speedup (%)	N/A	1.51	47.78	63.89	67.81	67.80	66.67	66.73	66.56	66.85	66.25

(a) MBP

	# of threads										
	0	1	2	4	8	12	16	20	24	28	32
time (s)	76.24	72.79	43.92	33.82	29.90	33.52	34.85	33.18	33.01	33.98	32.26
speedup (%)	N/A	-0.21	39.54	53.44	58.84	53.85	52.03	54.31	54.55	53.21	55.58

(b) VM

Table 4.2: Upload speedup by queuing, relative to # of threads

As seen in table 4.2, there is a considerable speedup when using multiple threads to upload the files, with the uploads completing in less than half the time on the VM, when 4 or more threads were used. It is worth mentioning that the pithos service used raised exceptions on some requests when using 8 or more threads. Since reliability is a core element of a synchronisation framework, the use of 4 or less threads is recommended when using this feature.

	File Size		
	150 B	150 KB	1.5 MB
Sequential upload time (s)	92.55	153.32	636.48
4 threads upload time (s)	33.82	68.12	569.43
speedup (%)	63.46	55.57	10.54

(a) MBP

	File Size		
	150 B	150 KB	1.5 MB
Sequential upload time (s)	76.24	86.71	106.54
4 threads upload time (s)	33.82	38.15	38.83
speedup (%)	55.64	56.01	63.55

(b) VM

Table 4.3: Upload speedup by using queue with 4 threads, relative to file size

From table 4.3 we observe that the percentage of speed improvement gained using threads is dependent on the network bandwidth. As the sequential upload of files get closer to the max throughput of the network, the speed improvement of request queuing becomes less significant. It still remains a considerable improvement when synchronising smaller files or using networks with large bandwidth, but the performance gain while transferring VM images or snapshots is relatively small.

4.2 Directory monitoring

Detecting file changes on the original algorithm meant that each file in the directory would have to be individually checked for updates, a process that scales linearly with the number of files present. Even at a speed of about 1000 files scanned per second on an SSD (MBP), each sync would need over 100 seconds for the local directory only, which is highly undesirable. The solution to this problem is to use the filesystem monitoring mechanisms that exist for the Operating Systems (OS), to quickly produce a substantially smaller set of files that have potentially changed. Such utilities and functions exist for the most common OS and are:

- inotify (Linux 2.6 or later)
- FSEvents (Mac OS X)
- kqueue (FreeBSD, BSD, OS X)
- ReadDirectoryChangesW function (Windows)

To implement this in the framework, the *watchdog* Python library was used, which provides easy access to the aforementioned utilities. Two functions, *start()* and *stop()* were added to the *LocalDirectory* class, and then inherited to the *WatchdogDirectory* subclass. Those two functions are a no-op in the original implementation. To avoid the risk of an incorrect synchronisation if some files were modified while the monitoring was not active, the framework always perform a full local scan on startup, using the *get_all_objects_fstat()* function, and uses the more efficient *get_modified_objects_fstat()* for all subsequent scans, while the application remains active.

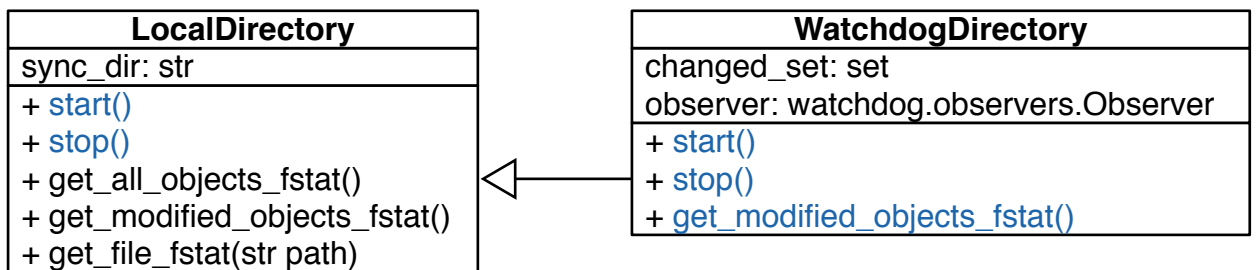


Figure 4.1: WatchdogDirectory

- **changed_set:** The set containing all files that were created, modified or renamed, since the last time *get_modified_objects_fstat()* was called.
- **observer:** The thread that monitors the sync directory for changes.
- **start:** Starts the observer thread.
- **stop:** Stops the observer thread.
- **get_modified_objects_fstat:** Returns the metadata of the files in the *changed_set* as *FileStat* objects. Clears the *changed_set*.

4.2.1 Benchmarks

For this benchmark, we created a directory containing 1.000.000 files (1000 directories of 1000 files each). A *LocalDirectory* and a *WatchdogDirectory* instance were created and started and then a number of files were modified. Immediately afterwards, a list of the modified files was requested and we the response time was timed. Each test was executed 5 times, and the average of the results are shown on the tables 4.4, 4.5 and graphed on figures 4.2, 4.3.

	# files modified							default
	0	10	100	1000	10000	100000	1000000	
time (s)	1.06E-5	0.004	0.038	0.339	1.618	12.907	90.003	108.110
speedup (%)	100.000	99.996	99.965	99.687	98.503	92.825	16.749	N/A

Table 4.4: MBP local directory *get_modified_objects_fstat()* times, relative to # of files modified

	# files modified							default
	0	10	100	1000	10000	100000	1000000	
time (s)	9.00E-5	5.85E-4	0.004	0.039	0.383	4.200	41.230	48.600
speedup (%)	100.000	99.999	99.992	99.919	99.212	91.358	15.164	N/A

Table 4.5: VM local directory *get_modified_objects_fstat()* times, relative to # of files modified

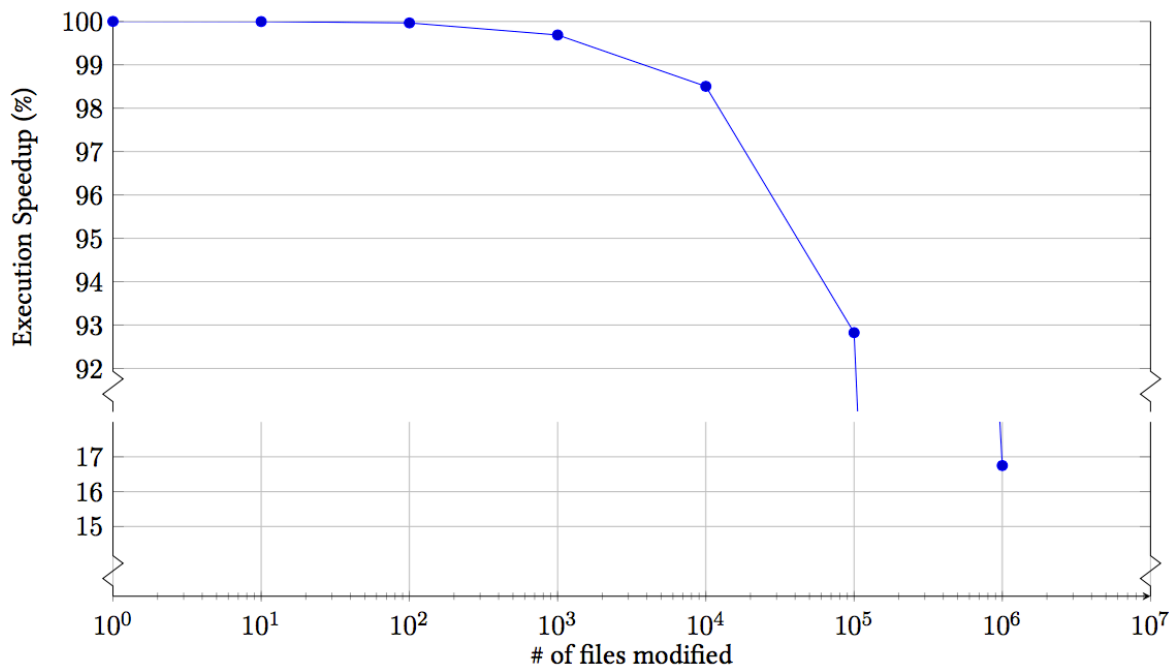


Figure 4.2: MPB Speedup relative to number of modified files

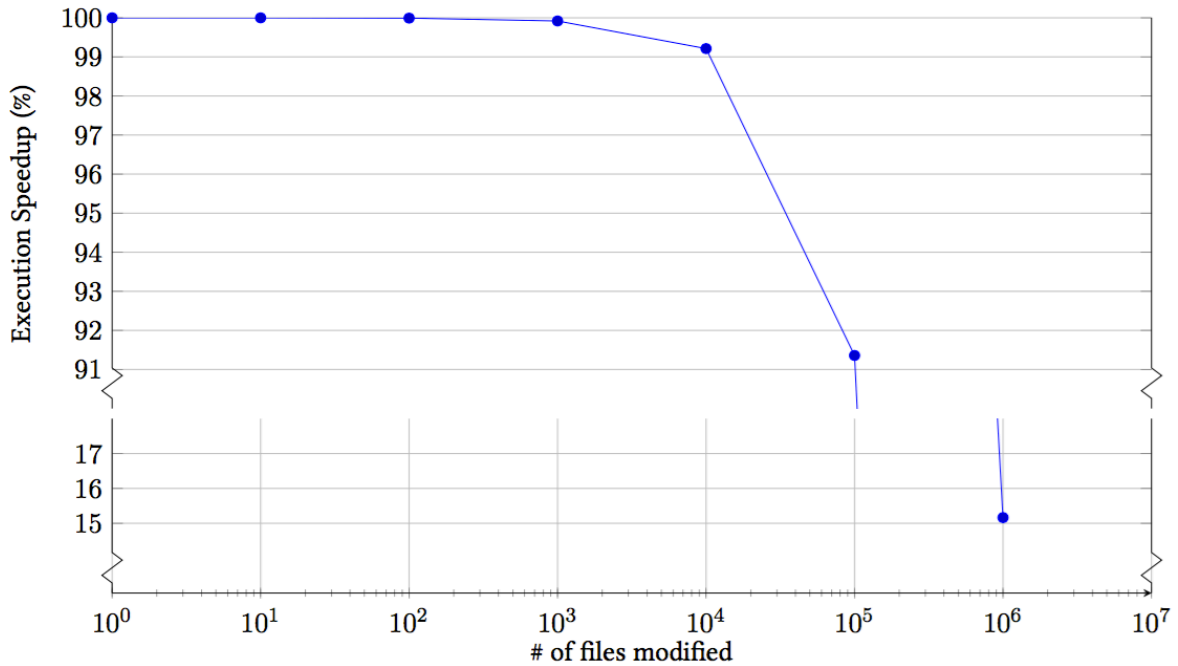


Figure 4.3: VM Speedup relative to number of modified files

From the results displayed in tables 4.4, 4.5, it is obvious that using a directory monitoring mechanism can result in very significant speed gains. This is more apparent in directories with a large number of files; by using this optimisation the time to detect file changes scales linearly with the number of modified files, rather than the total number of files present in the directory.

4.3 Local block storage

As mentioned before, the motivation behind the creation of this framework was the synchronisation of Virtual Machine images and snapshots. All those files are relatively large in size, usually several GB, and they have many similarities in their data; they are often referred to as *large similar files*. Those similarities can be exploited from local clients in order to improve download speeds, if such a file is already present on the system.

In this framework, we propose and implement a way to benefit from that characteristic of large similar files. We use a directory on the local filesystem to save the blocks of all the files present in the sync directory. To further improve speed, we take advantage of the caching capabilities of the OS, by creating a structure of 65536 directories, 256 folders containing 256 folders each, named using a hex number from “00” to “ff”. A block is stored at the directory indicated by the first four characters of its hash value. For example, a block with hash value `abcdef1234567890` would be saved to `<block_directory>/ab/cd/ef1234567890`.

Whenever a file should be downloaded from the remote server, the client first asks for a list containing the hash values of its blocks, and downloads only the ones that do not already exist in the block directory. The file is constructed afterwards, using the stored blocks. To ensure that the block directory contains all the new blocks when a file modification occurs on local, the blocks are stored immediately after a successful object upload or update request at the server. The changes on the `CloudClient` class are shown in figure 4.4, highlighting the methods that should be modified on

derived classes to implement this feature.

CloudClient
+ <code>str: blocks_dir</code>
+ <code>get_object_fstat(str path)</code>
+ <code>get_all_objects_fstat()</code>
+ <code>download_object(str path, file fd)</code>
+ <code>download_missing_blocks(str path, list(str) hashes, int bl_size)</code>
+ <code>upload_object(str rel_path, str sync_dir)</code>
+ <code>update_object(str rel_path, str sync_dir, str etag)</code>
+ <code>delete_object(str path)</code>
+ <code>rename_object(str old_path, str new_path)</code>
+ <code>_construct_file_from_blocks(list(str) hashes, file fd)</code>

Figure 4.4: CloudClient with local block storage feature

- **blocks_dir**: The full path of the directory where file blocks are stored. Optional argument, whose existence denotes the use of the feature.
- **download_object**: Checks the hash list of the remote object and downloads only the blocks that are missing, constructing the file from its hashmap afterwards.
- **download_missing_blocks**: Downloads the blocks in 'hashes' list that do not already exist on the block directory.
- **upload_object**: Uploads a file to the remote server and stores its blocks to the block directory.
- **update_object**: Updates a file at the remote server and stores its blocks to the block directory.
- **_construct_file_from_blocks**: Static method that constructs and saves a file to the file descriptor 'fd', given its hash list 'hashes'.

4.3.1 Benchmarks

To test the performance of this optimisation, we created a text file of 40 MiB (41,943,040 Bytes) in size which is exactly equal to 10 blocks of 4MiB (4194304 Bytes) each, and uploaded it on the remote server. We then modified some blocks, uploaded the change on the remote, and measured the time needed to download the file. Each benchmark ran five times, the average of which is presented on the results, shown in the table 4.6 and graphed on figure 4.5.

	# of modified blocks										
	0	1	2	3	4	5	6	7	8	9	10
time (s)	0.37	2.59	4.49	6.44	8.98	10.12	12.23	13.60	15.65	17.59	19.61
speedup (%)	98.1	86.8	77.1	67.2	54.2	48.4	37.7	30.7	20.2	10.3	N/A

Table 4.6: MBP file download times, relative to # of modified blocks

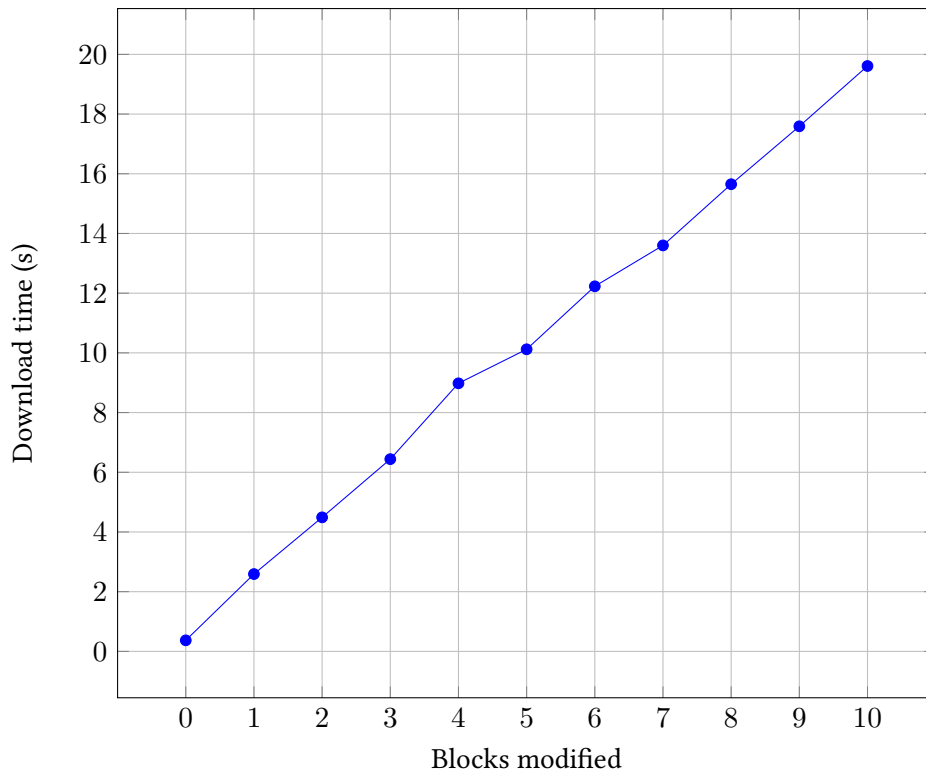


Figure 4.5: MBP file download times, relative to # of modified blocks

We can see from figure 4.5 that the results of the benchmarks very closely approximate a linear correlation. Therefore, the results confirm the hypothesis that the the time needed to download a file is proportional to the number of the blocks that do not exist in the local block directory (and hence, have to be downloaded). This is very important for the main use case that this framework was created for, since it allows considerably faster downloads of large similar files. The performance gain achieved on a file download by this optimisation is approximately:

$$\text{Performance gain \%} = \left(1 - \frac{\# \text{ of new blocks}}{\text{Total \# of blocks}} \right) \times 100$$

4.4 Local deduplication - FUSE

As mentioned on section 4.3, we can implement local block storage, to improve download speeds for large similar files. Even using this method, storing many VM snapshots or images requires large amounts of disk space, since the files are being constructed from their blocks, taking space in the file system. Since those files consist of a significant amount of same blocks, very efficient data compression can be achieved by using deduplication techniques on the local file system.

The solution proposed is to only store the blocks in the block directory and not reconstruct the files in the syncing directory, but link a file’s hash list to the corresponding blocks in the block directory instead. This solution requires modifications to most existing file systems, so either a kernel module or a Filesystem in Userspace (FUSE) mechanism is required, of which we propose the latter. This mechanism should modify the calls to *fstat()*, *open()*, *read()* and *write()* system calls, to use the blocks a file is consisted of. The design should follow the “*Write once, Read many, Update never*”

practice, which suggests never modifying a block in the block directory, but instead use the Copy on Write (CoW) strategy, to create new blocks when changes are required. This ensures that the original resources remain unchanged on the disk, so different files sharing this block will not get corrupted.

This method effectively implements deduplication on the local file system, reducing storage space required by approximately

$$block_size \times \sum_{i=1}^n [(\# \text{ of files sharing block } i - 1)]$$

which can be a significant amount of space, when storing large similar files.

Apart from the space reduction, a FUSE mechanism implementation provides additional benefits for a file synchronisation framework. File copying within the directory managed by FUSE becomes a very fast and computationally light procedure, since only a file's hash list needs to be copied to the new location. Furthermore, this optimisation works well in tandem with the file monitoring optimisation described in section 4.2. Being in control of the filesystem means we are able to immediately detect changes to files and process only those during the synchronisation. At the time of writing, the FUSE mechanism has been extensively design, but not yet implemented.

Chapter 5

Comparisons with existing software

To the extent of my knowledge and research, there is no publicly available application, commercial or free, that was designed specifically for the synchronisation of large similar files, such as VM images and snapshots. Therefore, the following comparisons are with the most commonly used file synchronisation software and services for regular files. For the proprietary software, since there is no way to access the source code, empirical comparisons will be made, based on the results of some benchmarks aimed at feature detection.

5.1 rsync

rsync is a file mirroring utility, hence it offers one-way synchronisation by default; to handle updates from both replicas of a distributed directory, third-party applications such as *Unison* have been developed. As a utility, it is not automated and only executes the synchronisation when invoked, so it is often paired with a job scheduler such as cron or launchd, to achieve automated backups/syncs. rsync does not feature directory monitoring, so it has to process all files in a directory to determine which should be updated on the other replica, performing relatively poorly on directories containing large numbers of files. Update detection is done by checking the modification time and size of a filename by default, but an option to do a more comprehensive search using checksums is available. The algorithm is unable to detect renames, moves, and when using the default detection method, it is possible to miss some special cases, where a file is modified without changing its size or modtime. The md5 algorithm used for comparing file checksums is also insecure, since it has been proven not to be collision resistant.

Despite those shortcomings, the algorithm used by rsync to determine which parts of a file have changed offers impressive performance. By using a weaker rolling hash that is easy to compute (Adler32) to detect same chunks and a stronger hash algorithm (md5) to verify that the chunks are indeed identical, it is possible to quickly and reliably generate file deltas with the changes, even for very large files. Sending and applying only the changes described in the deltas allows for fast file synchronisation, and, unlike the framework proposed in this dissertation, efficiently handles cases where similar chunks exist, but are not aligned in blocks. This is an inherent limitation of the framework though, since most Object Storage services operate using blocks and do not accept file deltas. Another useful feature of rsync is that it completes the mirroring using only one round-trip, regardless of the number of files, minimising the effect of high network latency. As a utility, it does not implement local file deduplication, and (to the best of my knowledge) neither does any of the available applications using rsync, so storage needs would be very high in the use case of VM images

and snapshots synchronisation.

5.2 ownCloud

ownCloud is considered one of the most famous open source synchronisation software suites. As mentioned in section 2.2.3, the owncloud client (previously called mirall) is powered by the csync utility. Its biggest drawback for the use case we examine is that it does not support delta-sync; the client needs to upload/download the whole file, even if a small number of bytes is modified or appended to it. This is highly undesirable, especially when dealing with large similar files, where we'd like to transfer the least possible amount of data. Additionally, while cross-platform, ownCloud restricts and silently ignores files with names containing specific characters that are not allowed in Windows ('|', ':', '>', '<' and '?'), which forces the use of a naming scheme that avoids the colon ':' character on timestamps (e.g. of VM snapshots).

The client implements a directory monitoring mechanism and is fast to detect file changes, but due to limitations in the implementation of that mechanism, the client performs a full local directory scan every few (5) minutes. Those frequent local scans can be detrimental to the speed performance on directories containing large numbers of files, while also consuming valuable CPU time during their execution. Finally, it does not implement local file deduplication, so storage needs would be very high in the use case of VM images and snapshots synchronisation.

5.3 Dropbox

Dropbox uses the librsync library that implements the rolling-checksum algorithm of remote file synchronization that was popularized by the rsync utility and therefore benefits from the many innovations of that algorithm. Feature-probing benchmarks showed that dropbox uses remote deduplication with blocks of 4 MB size, so uploading similar files is fast. Dropbox claims to locally store blocks of the downloaded and recently deleted files and check them before downloading a block from its servers. While this is often the case, there were instances where modifying older files caused the whole file to be downloaded. This observation, the fact that there is no apparent structure on the local FS where blocks are stored, and the idea that it would be impractical to occupy around double the disk space to separately store files and their blocks (when files are mostly different), point towards the hypothesis of a local block cache. This behaviour could be explained if only the most used and/or the most recently used and deleted blocks were stored in a local block cache, thus improving transfer speed in most cases, without wasting large amounts of storage space.

Dropbox also implements numerous implementations, such as directory monitoring for change detection and the use of file deltas for file modifications, which are sent compressed to further improve performance. Since July 2014, dropbox used *streaming sync*[18], a method where multiple clients to download (prefetch) blocks while another client is uploading a file containing them, so the changes would appear a lot faster at the downloading clients. This overlapping work of the clients is claimed to offer speed gains of 25-50% on large files.

A big drawback of Dropbox is that it's commercial, closed source, software, and as such it cannot be deployed on personal cloud storage infrastructures. Furthermore, it only works with its own service, and is unable to work with other cloud storage APIs such as Amazon S3. It also does not

implement local file deduplication, so storage needs would be very high in the use case of VM images and snapshots synchronisation.

5.4 Google Drive

Not much is known about how the Google Drive client works, due to the proprietary and closed source nature of it, but the probing benchmarks indicated some features, or the lack thereof. The most notable feature present on the client, is the use of directory monitoring, which is fast and accurate on modification detection.

That being said, the file synchronisation algorithm seems to lack some important optimisations. There does not appear to be a delta sync mechanism nor a stored block check, neither on the server nor on the client, resulting in the need to fully upload or download a file, even if small changes happen in a file. This alone is enough to render Google Drive highly unsuitable for VM images and snapshots synchronisation. For completeness sake, the client only works with its own service and cannot be used with other cloud storage APIs or deployed on private cloud storage infrastructures. Finally, the client does not feature local file deduplication, so storage needs would be very high in the use case of VM images and snapshots synchronisation.

Chapter 6

Future Work

6.1 Local deduplication - FUSE Implementation

As mentioned in section 4.4, the FUSE mechanism has been designed, but not yet fully implemented. We decided to use the *fusepy* Python module that provides a simple interface to FUSE. Calls to the `write()` system call are handled according to the following procedure: If the block accessed by the write call does not exist in the block directory, it is created and the write happens directly to it. If it already exists, it is copied according to the CoW strategy and the `write()` call happens on the copied block. The files are afterwards uploaded, and the “new” blocks are hashed and stored in the block directory. The old blocks remain there, since they might be shared by other files.

It is worth mentioning that the directory does not actually exist on the disk. On the application data folder of the framework there is a folder (currently named “*dir_structure*”) that mirrors the structure of the synchronisation directory. For each file `<sync_dir>/dir1/file1` that should reside in it there is a file `<appdata_dir>/dir_structure/dir1/file1` that contains the metadata needed to reconstruct the file using FUSE. It is a mapping mechanism similar to the page table encountered in operating systems. That way, when asked about the size or contents of a file, the mechanism consults the contents of the corresponding file in the *dir_structure*, which contain the size and the blocks of the requested file.

6.2 Peer-to-peer syncing with direct L2 frame exchange

In most cases, LAN transfer speeds are substantially faster than WAN ones. It is possible to improve file synchronisation speed by requesting a resource from a computer in the same LAN rather than download it from the remote server. It is an optimisation already implemented by Dropbox, and we can use a finer granularity and detect and transfer blocks instead of whole files.

This optimisation requires a way to detect other machines in the LAN running an application that uses the framework. A simple way would be to have the clients monitor the Link Layer (L2) Multicast address (an address having a value of 1 in the least-significant bit of the first octet) for such requests and respond accordingly. Multicast address was chosen instead of broadcast, because the latter is not defined in the IPv6 protocol, if we ever chose to extend the implementation to use the Internet Layer (L3) to request blocks from connected networks.

When a client A wants to download a file from the remote server, after getting the hash list and generates the missing blocks list, it sends a request containing the missing blocks to the multicast address and waits momentarily for responses. Other clients within the network, respond if they

have the block available. After a small time, client A requests the blocks he got responses for from the other clients in the LAN and asks for the ones not found in the network from the remote server. It is very important to verify that the blocks downloaded from the LAN clients match the advertised etag, as a malicious client could easily send specifically crafted blocks as a response to such requests.

Bibliography

- [1] Wikipedia: File hosting service. https://en.wikipedia.org/wiki/File_hosting_service. [Online, accessed July 2015].
- [2] Owncloud. <https://owncloud.org/faq>. [Online, accessed August 2015].
- [3] csync. <https://www.csync.org/about/>. [Online, accessed August 2015].
- [4] Roy T. Fielding and Richard N. Taylor. Principled design of the modern web architecture. In *Proceedings of the 22nd international conference on Software engineering*, ICSE '00, pages 407–416, 2000.
- [5] Roy Thomas Fielding. *Architectural Styles and the Design of Network-based Software Architectures*. PhD thesis, University of California, Irvine, 2000.
- [6] Openstack: The open source cloud operating system. <https://www.openstack.org/software/>. [Online, accessed July 2015].
- [7] Synnefo. <https://www.synnefo.org/about/>. [Online, accessed August 2015].
- [8] Synnefo rest api guide. <https://www.synnefo.org/docs/synnefo/latest/api-guide.html>. [Online, accessed August 2015].
- [9] ~okeanos. <https://okeanos.grnet.gr/about/what/>. [Online, accessed August 2015].
- [10] Amazon s3. <https://aws.amazon.com/s3/>. [Online, accessed July 2015].
- [11] H.T. Kung and John T. Robinson. On optimistic methods for concurrency control. *ACM Transactions on Database Systems*, 6(2), June 1981.
- [12] Yann Collet. xxhash. <https://github.com/Cyan4973/xxHash>. [Online, accessed August 2015].
- [13] Henry Korth Abraham Silberschatz and S. Sudarshan. *Database System Concepts*. McGraw-Hill Higher Education, 6th edition, 2010.
- [14] Theo Haerder and Andreas Reuter. Principles of transaction-oriented database recovery. *ACM Comput. Surv.*, 15(4):287–317, December 1983.
- [15] About sqlite. <https://sqlite.org/about.html>. [Online, accessed July 2015].
- [16] Yann Collet. Selecting a checksum algorithm. <http://fastcompression.blogspot.gr/2012/04/selecting-checksum-algorithm.html>. [Online, accessed August 2015].

- [17] Marc-André Lemburg. Python database api specification v2.0. <https://www.python.org/dev/peps/pep-0249/>. [Online, accessed June 2015].
- [18] Nippun Koorapati. Streaming file synchronization. <https://blogs.dropbox.com/tech/2014/07/streaming-file-synchronization>. [Online, accessed August 2015].
- [19] Wikipedia: Openstack. <https://en.wikipedia.org/wiki/OpenStack>. [Online, accessed July 2015].
- [20] Wikipedia: Amazon s3. https://en.wikipedia.org/wiki/Amazon_S3. [Online, accessed July 2015].
- [21] Andrew Tridgell. *Efficient Algorithms for Sorting and Synchronization*. PhD thesis, The Australian National University, Irvine.